

Specification Sheet

Electronic Register

For C700, 1/2" thru 2"

T3000, 1 1/2" thru 12"

H4000, 1 1/2" thru 12"



Description

The Electronic Register (ER) is an LCD display which has been installed in an aluminum, watertight housing easily adapted for installation on AMCO's C700, T3000 and H4000 cold water meters.

The ER is designed to replace mechanical registers with LCD displays of rate indication and totalization in the basic unit.

DISPLAYS RATE & TOTAL

4 1/2 Digit Rate Display 8 Digit Total Display

TOTAL VOLUME IS RESETTABLE

Remote and/or Local Reset

OPTIONS

4-20 mA DC Analog Output External Power Supply
Scalable Pulse Output Signal Linearization
Remote Reset

TAMPER-PROOF

Cover must be removed to alter programming. Lockout code required to enter program

PRE-PROGRAMMED FOR YOUR FLOW METER

UPGRADES EXISTING FLOW METER IN THE FIELD

POWERED BY INTERNAL BATTERY, EXTERNAL DC POWER OR BY A 4-20 mA DC SIGNAL LOOP

Specifications

POWER

Battery Powered

One C size lithium battery

External Power Input Option

Voltage - 8.5 to 30 VDC

Current - Less than 5 mA DC

Protection - Reverse polarity protected

Loop Powered

Voltage - 8.5 to 30 VDC

Loop Burden - 8.5 VDC

Protection - Reverse polarity protected

DISPLAY

Rate Display

LCD, 4.5 digits (59999), 0.35" h.

Display updates every 2 seconds

Rate Descriptors: /SEC, /MIN, /HR

Totalizer Display

LCD, 8 digits (99999999), 0.2" h.

Multipliers: x10, x100, x1000

Total Descriptors: GAL, LIT, FT#, M3, "blank"

Note: Rate of Flow indication for the T3000 series meters requires flow rates above the listed minimum flows of the specification sheets, (totalization is not affected). Please call Customer Service for additional information.

Specifications Options

PULSE OUTPUT OPTION

The pulse output option occurs with each advance of the least significant digit in the Total Display.

Type: Opto-isolated open collector transistor.

Max. Voltage: 30 VDC (off state)

Current: 5 mA @ 0.9 V drop (on)

0.1 mA @ 0.7 V drop (off)

Pulse Duration: 32 msec

Pulse Output Rate: 10 Hz max.

Pulse Divider: 1, 10, 100 or OFF

External power required.

4-20 mA DC OUTPUT OPTION

Type: 4-20 mA DC follow the rate display, 2-wire hookup.

Requires 24 VDC external power supply.

Burden: 8.5 VDC maximum

BATTERY LIFE

Type: C size lithium battery (one)

Life: 24 hrs/day operation - 2.1 yr

With pulse feature "OFF"

24 hr/day operation - 2.7 years

With 4-20 mA DC loop - 10 yr

LINEARIZER

This feature allows the operator to enter 10 different frequencies with 10 different corresponding K-Factors to linearize non-linear flow meter response curves.

ENVIRONMENTAL

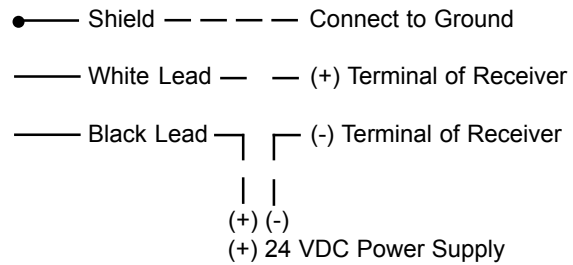
Standard Version Temp: -4°F to +158°F

Optional Version Temp: -22°F to +158°F

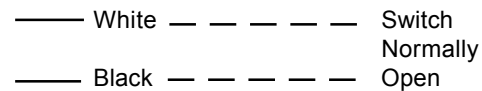
Humidity: 0-90% noncondensing

Enclosure: NEMA 3

4-20 mA Output: Wiring Diagram



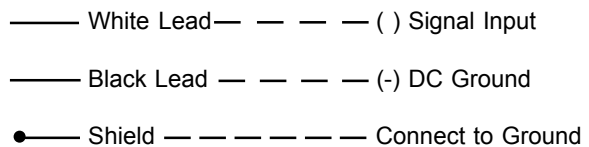
Remote Reset (Totalizer): Wiring Diagram



NOTE: Switch to push to momentarily close.

In series wiring.

Distance: Up to 25 ft from ER



Distributed by:

www.watermeters.com

Daniel L. Jerman Co.

275 Railroad Place

Hackensack, NJ 07601

Phone 800.654.3733

Fax 201.487.3953

International Phone

201.487.7444